

WASTE TRANSFERS BY INDUSTRIAL ACTIVITY USER'S GUIDE

Users Guide to search public information on PRTR-
Spain



What information can you consult here?

In this section you can find information on waste transferred out of industrial sites according to the following available search criteria.

SEARCH Help ?

(1)

(2) **Industrial Activities**

(3) **Type waste added** **Type of waste LER**

(4) **Waste treatment operation**

(5)

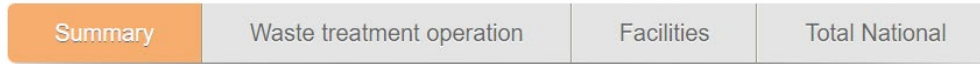
(1) Reference year. Allows the user to filter by facilities that have public data for that year. If you want to search installations by geographical region, the search engine provides fields to filter facilities by **Autonomous Regions** and by **River Basin Districts** (it allows multi-selection).

(2) Activities. It allows us to filter facilities according to the industrial activities included in the PRTR-Spain Register, which are described in Annex 1 of Royal Decree 508/2007 and in its subsequent amendment in Annex 5 of Royal Decree 815/2013.

(3) Type of waste. It allows filtering according to the **type waste added**: non-hazardous or hazardous waste, where in the latter case it will give us the option of filtering according to the destination of the transfer of the hazardous waste. It also allows filtering according to the **LER code**. These categories are exclusive, or the user filters according to type of waste or according to LER code.

(4) Treatment operations. Allows filtering by the different waste treatment operations: Recovery and Disposal.




The **result** obtained is displayed in 4 different ways:



- **Summary.** The first tab displays the following information per query:
 - The number of PRTR activities with public information.
 - The total number of facilities with validated data.
 - The total number of facilities with public information.
 - The total number of facilities in the Register.
- **Treatment operations.** This tab displays the total amount of waste transferred from the selected PRTR activity by treatment operation.
- **Facilities.** In this tab you obtain the list of industrial facilities that have generated the waste transfers for the query carried out together with the amount of waste transferred.
- **National total.** The last tab shows the number of facilities by Autonomous Communities that have public information on waste transfers according to the selected criteria.

Please note that the quantities of waste transferred are given in tonnes/year (t/y).

(3) Useful information:

	<p>Don't forget to press the search button when you have finished your selection.</p>
	<p>This button deletes the previous selection and allows you to make a new one.</p>
	<p>The information requested can be downloaded in the following formats:</p> <ul style="list-style-type: none"> • PDF • Word • Excel • XML
<p>Sort table</p>	<p>To sort the tables in alphabetical order or from highest to lowest in the case of figures, click on the column headings.</p>